

## GDM200 SERIES



200W EXTERNAL

DIMENSIONS:



C8 - 5.9 x 2.1 x 1.3" (150 x 54 x 33mm)

C14 - 6.3 x 2.1 x 1.3" (161 x 54.2 x 33.2mm)



COMPACT SIZE

CLASS I OR II

2 x MOPP

EN55011 LEVEL B

CONNECTOR  
CUSTOMISATION

UP TO 94% EFFICIENT

### Part numbers

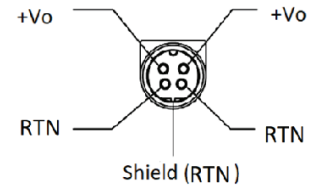
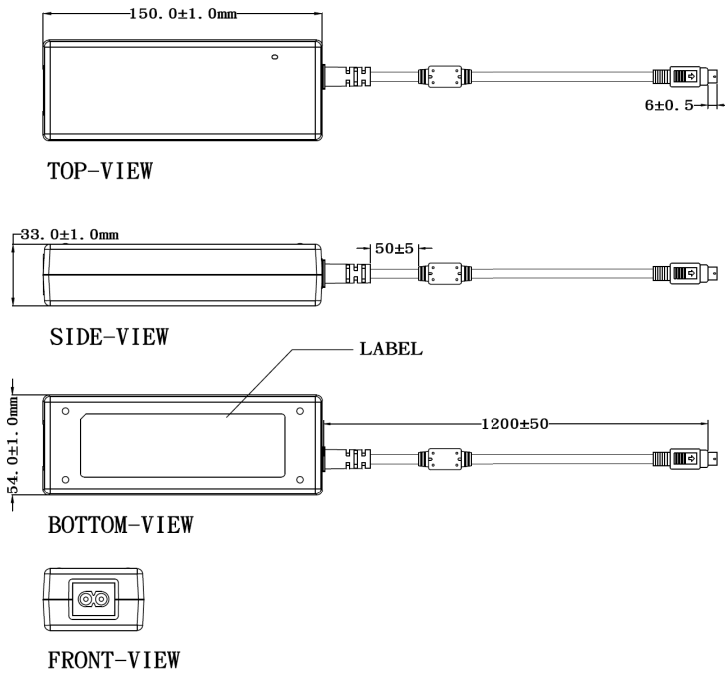
GDM	200	12	-	C8
Series	Power (W)	Output voltage		Options
		12 = 12VDC 15 = 15VDC 19 = 19VDC 24 = 24VDC 48 = 48VDC		-C14 inlet -C8 inlet

### Key specifications

Input range	Safety certification	Efficiency	Environmental performance
90-264VAC	UL/IEC/EN 60601-1	<94%	Operational: -20 to 60/70°C

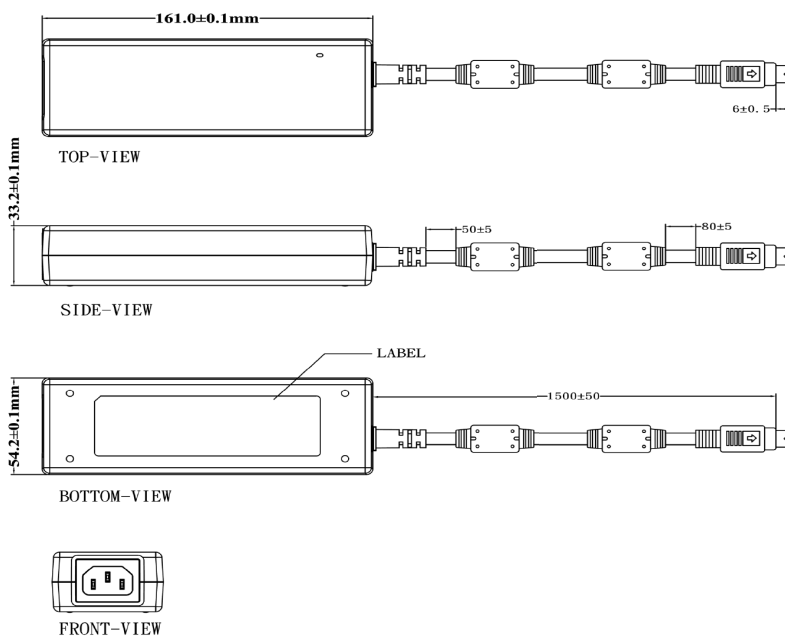
### Mechanical

C8 Version



C14 Version

For UK/ US/ EU mains power cable please order UK-C8, US-C8 or EU-C8 separately



#### Notes

1. All dimensions in mm
2. Output connector : Kycon 4 pole power adapter, mates with board mount KPJX, panel mount KP-JX-PM and cable mount KPJK-CM
3. 12V-15V output uses 4C 16AWG UL2464 7.5mm od, 19V-24V 4C 18AWG 6.3mm od 1.5M 48V 2C 18AWG 5.5mm od 1.5M

**Weight**

620g



### Models & Ratings

Model Number <sup>(1)</sup>	Output Power	Output voltage	Output current
GDM20012-C8	192W	12V	16.0A
GDM20015-C8	195W	15V	13.0A
GDM20019-C8	200W	19V	10.5A
GDM20024-C8	200W	24V	8.3A
GDM20048-C8	200W	48V	4.2A

1. For C14 version change -C8 for -C14
2. Alternative output connectors available for production quantities. Contact sales for details.
3. For UK/ US/ EU mains power cable please order UK-C8, US-C8 or EU-C8 separately.



### Input

Parameter	Min	Typical	Max	Unit	Notes/Conditions
Input voltage	90		264	VAC	Derate from 100% at 100VAC to 85% at 85VAC. See derating curve on page 5
Input frequency	47		63	Hz	
Power factor					EN61000-3-2 class A compliant
Input current (rms)	1.1		2.4	A	
Inrush current			100	A	High line. Full load, 25°C cool start, Vin=230VAC
No load input power			0.15	W	230VAC



### Output

Parameter	Min	Typical	Max	Unit	Notes/Conditions
Output voltage	12		48	VDC	±5% accuracy
Total regulation			±5	%	
Minimum load	0			%	
Transient response		0.5		mS	50% load change
Ripple & noise		1		%Pk-Pk	All models measured with 10uF and 0.1uf capacitor. 20 MHz bandwidth.
Hold up time	10			mS	At full load
Leakage current			0.25	mA	

### Protections

Parameter	Min	Typical	Max	Unit	Notes/Conditions
Overload			180	%	Automatic recovery
Short circuit					Automatic recovery
Over voltage protection			180	%	Latch off reset

### Safety

Parameter	Min	Typical	Max	Unit	Notes/Conditions
Safety standards	UL/IEC/EN 60601-1				
Isolation	Input to Output: 4000			VAC	For 1 minute, 2 x MOPP, Input to Ground 1770VAC
Insulation resistance		10		MOhm	500Vdc input to output
Power density			11	W/In3	

### EMC: Emissions

	Standard	Test level	Criteria	Notes/Conditions
Conducted	EN55011	B		
Radiated	EN55011	B		
Harmonic current	EN61000-3-2	Class A		
Voltage flicker	EN61000-3-3			

### EMC: Immunity

	Standard	Test level	Criteria	Notes/Conditions
ESD	EN61000-4-2	4	A	Contact: 8kV, Air: 15kV
Radiated	EN61000-4-3	3	A	10V/m
EFT	EN61000-4-4	2	A	±1kV
Surges	EN61000-4-5	Installation class 3	A	Line to Neutral 1kV, Line/Neutral to PE 2kV
Conducted	EN61000-4-6	2	A	3/6Vrms
PFMF	EN61000-4-8	4	A	30A/m
Dips and interruptions	EN61000-4-11			

### Environmental

Parameter	Min	Typical	Max	Unit	Notes/Conditions
Operating temperature	-20		60/70	°C	See derating curve below
Storage temperature	-20		80	°C	
Cooling					Convection cooled
Operating humidity	20		80	% RH	
Storage humidity	10		90	% RH	
MTBF	300			kHrs	As per Telcordia SR-332

