

## EPA18 SERIES



18W EXTERNAL

### DIMENSIONS:



US/CN: 2.83 x 1.34 x 2.72" (72 x 34 x 69mm)  
 EU: 2.83 x 1.34 x 3.54" (72 x 34 x 90mm)  
 UK: 2.83 x 1.97 x 3.19" (72 x 50 x 81mm)  
 AU: 2.83 x 1.57 x 3.07" (72 x 40 x 78mm)  
 CHANGEABLE: 2.83 x 1.41 x 2.60" (72 x 36 x 66mm)

**INTERCHANGEABLE  
VERSION**

**LEVEL VI EFFICIENCY**

**CONNECTOR  
CUSTOMISATION**

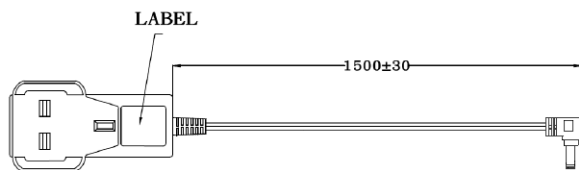
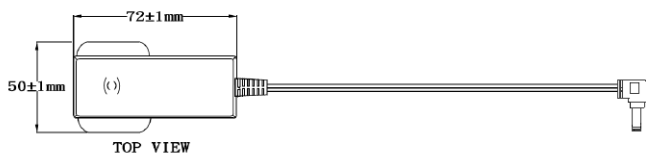
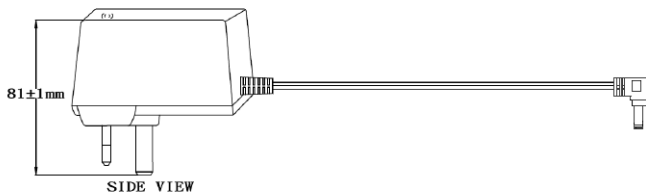
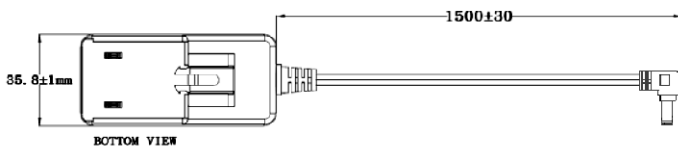
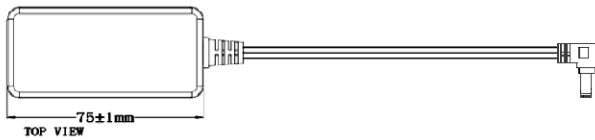
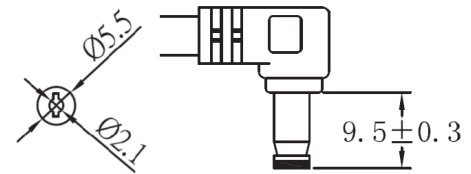
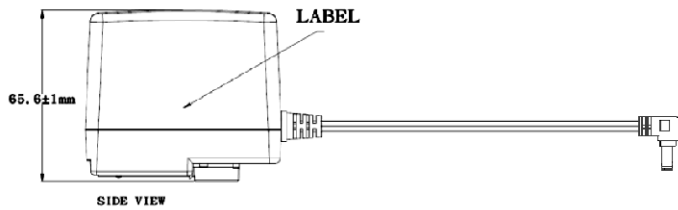
### Part numbers

EPA	18	12	-	UK
Series	Power (W)	Output voltage		Options
		05 = 5VDC 07 = 7VDC 09 = 9VDC 12 = 12VDC 15 = 15VDC 18 = 18VDC 24 = 24VDC		-UK -US -EU -CN -AU -FIXED PLUG

### Key specifications

Input range	Safety certification	Efficiency	Environmental performance
90-264VAC	UL/IEC/EN 62368-1, PSE, RCM	<85%	Operational: 0 to 60°C

### Mechanical



### Notes

1. All dimensions in mm
2. Output connector : 2.1 / 5.5 / 9.5mm tuning fork style
3. DC cable UL2468 5V-9V AWG18 and 12V-24V AWG22

### Weight

UK	US/CH	EU	AU	CHANGE ABLE
158g	148g	154g	150g	158g typ

### Models & Ratings

Model Number <sup>(1)</sup>	Output Power	Output voltage	Output current
EPA1805-UK	15W	5V	3A
EPA1807-UK	17.5W	7V	2.5A
EPA1809-UK	19.8W	9V	2.2A
EPA1812-UK	19.2W	12V	1.6A
EPA1815-UK	19.5W	15V	1.3A
EPA1818-UK	19.8W	18V	1.1A
EPA1824-UK	19.2W	24V	0.8A

1. For fixed moulded plug change -UKF for:- US use -USF, EU use -EUF, CN use -CNF, AU use -AUF.  
 2. For removeable plug change -UK for:- US use -US, EU use -EU, CH use -CN, AU use -AU or -ALL for set.

3. Alternative output connectors available for production quantities. Contact sales for details.  
 4. 5.9V (2.5/3A versions), 7.5V, 10V, 11V & 16V models also available. Contact sales for details.

### Input

Parameter	Min	Typical	Max	Unit	Notes/Conditions
Input voltage	90		264	VAC	No derating
Input frequency	47		63	Hz	
Power factor					EN61000-3-2 class A compliant
Input current (rms)			0.48	A	
Inrush current			50	A	High line. Full load, 25°C cool start, Vin=100VAC
			60		High line. Full load, 25°C cool start, Vin=240VAC
No load input power			0.075	W	230VAC

### Output

Parameter	Min	Typical	Max	Unit	Notes/Conditions
Output voltage	5		24	VDC	Other output options available
Total regulation		±5		%	
Minimum load	0			%	
Transient response		0.5		mS	50% load change
Ripple & noise		2		%Vp-p	All models measured with 10uF and 0.1uf capacitor. 20 MHz bandwidth
Hold up time	10			mS	At full load

### Protections

Parameter	Min	Typical	Max	Unit	Notes/Conditions
Overload		250		%	Automatic recovery
Short circuit					Automatic recovery
Over voltage protection		180		%	Latch off reset

### Safety

Parameter	Min	Typical	Max	Unit	Notes/Conditions
Safety standards	UL/IEC/EN 62368-1				PSE, RCM
Isolation	Input to Output: 3000			VAC	For 1 minute
Insulation resistance		10		MOhm	500Vdc input to output and output to ground
Power density	0.77		1.9	W/In3	

### EMC: Emissions

	Standard	Test level	Criteria	Notes/Conditions
Conducted	EN55032	B		
Radiated	EN55032	B		
Harmonic current	EN61000-3-2	Class A		
Voltage flicker	EN61000-3-3			

### EMC: Immunity

	Standard	Test level	Criteria	Notes/Conditions
ESD	EN61000-4-2	2, 3	A	Contact: 4kV, Air: 8kV
Radiated	EN61000-4-3	2	A	3V/m, 80MHz-1000MHz, 1kHz 80% AM modulation
EFT	EN61000-4-4	2	A	1kV
Surges	EN61000-4-5	Installation class 3	A	2kV L/N to PE 1kV Line to Neutral both at 0°, 90°,180°,270°
Conducted	EN61000-4-6	2	A	3Vrms, 1kHz 80% AM modulation 150kHz-80MHz
PFMF	EN61000-4-8	1	A	1A/m
Dips and interruptions	EN61000-4-11	Interrupt 250, 300 cycles, 95% for 0.5/0.6 cycles, 30% for 25/30 cycles B,A,A		

### Environmental

Parameter	Min	Typical	Max	Unit	Notes/Conditions
Operating temperature	-0		60	°C	See derating curve below
Storage temperature	-20		80	°C	
Cooling					Convection cooled
Operating humidity	20		80	% RH	
Storage humidity	10		90	% RH	
MTBF	300			kHrs	As per Telcordia SR-332

Derating curve

