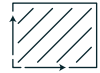


MDA65 SERIES



65W EXTERNAL

DIMENSIONS:



2.36 x 4.96 x 1.42"
(60 x 119 x 36mm)



COMPACT SIZE

CLASS I OR II

LEVEL VI

EN55011 LEVEL B

CONNECTOR
CUSTOMISATION

ErP STAGE 2

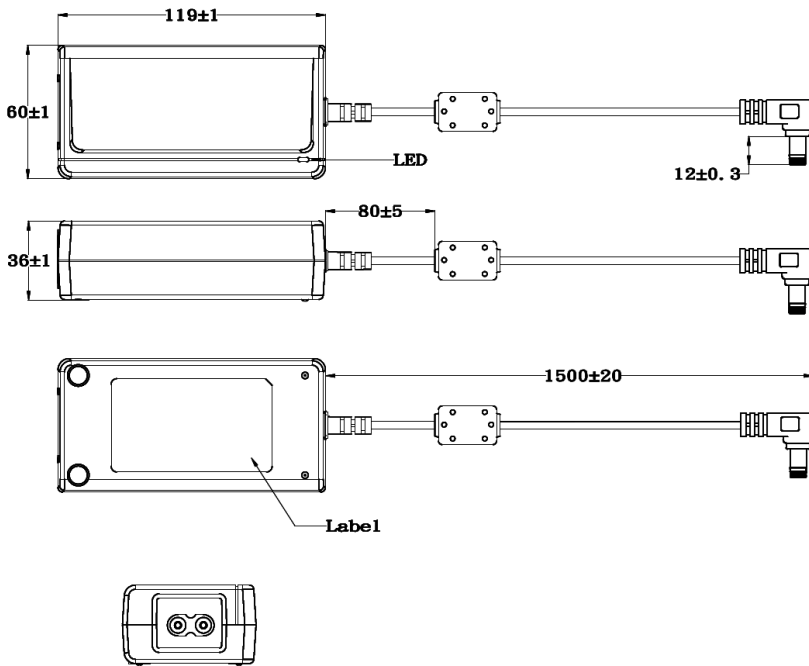
Part numbers

MDA	65	12	-	C8
Series	Power (W)	Output voltage		Options
		12 = 12VDC 15 = 15VDC 18 = 18VDC 19 = 19VDC 24 = 24VDC 48 = 48VDC		-C6 inlet -C8 inlet -C14 inlet -C18 inlet (class II)

Key specifications

Input range	Safety certification	Efficiency	Environmental performance
90-264VAC	UL/IEC/EN 60601-1	>88%	Operational: 0 to 60°C

Mechanical



For UK/ US/ EU mains power cable please order UK-C8, US-C8 or EU-C8 separately

Notes

1. All dimensions in mm
2. Output connector : 2.5 / 5.5 tuning fork style
3. 12-15V use AWG16, 18-48V use AWG18

Weight

310g

MDA65 SERIES



Models & Ratings

Model Number ⁽¹⁾	Output Power	Output voltage	Output current
MDA6512-C8	60W	12V	5.00A
MDA6515-C8	65W	15V	4.34A
MDA6518-C8	65W	18V	3.62A
MDA6519-C8	65W	19V	3.43A
MDA6524-C8	65W	24V	2.71A
MDA6548-C8	65W	48V	1.36A

1. C18 Class II, C6 or -C14 (class I) IEC inlet also available on request.
2. Alternative output connectors available for production quantities. Contact sales for details.
3. For UK/ US/ EU mains power cable please order UK-C8, US-C8 or EU-C8 separately.
4. 30V & 36V units also available



Input

Parameter	Min	Typical	Max	Unit	Notes/Conditions
Input voltage	90		264	VAC	100-240VAC nominal. See derating curve on page 5
Input frequency	47		63	Hz	
Power factor					EN61000-3-2 class A compliant
Input current (rms)			1.6	A	
Inrush current			80	A	High line. Full load, 25°C cool start, Vin=230VAC
No load input power			0.21	W	230VAC



Output

Parameter	Min	Typical	Max	Unit	Notes/Conditions
Output voltage	12		48	VDC	±5% accuracy. 30V & 36V units also available on request
Total regulation		±5%		%	
Minimum load	0			%	
Transient response		0.5		mS	50% load change
Ripple & noise		2		%Pk-Pk	All models measured with 10uF and 0.1uf capacitor. 20 MHz bandwidth
Hold up time	10			mS	At full load

Protections

Parameter	Min	Typical	Max	Unit	Notes/Conditions
Overload			170	%	Automatic recovery
Short circuit					Automatic recovery
Over voltage protection			150	%	Latch off reset

Safety

Parameter	Min	Typical	Max	Unit	Notes/Conditions
Safety standards	UL/IEC/EN 60601-1				
Isolation	Input to Output: 4000			VAC	For 1 minute. 2 x MOPP
Insulation resistance		10		MOhm	500Vdc input to output and output to ground
Power density			4.13	W/In3	

EMC: Emissions

	Standard	Test level	Criteria	Notes/Conditions
Conducted	EN55011	B		
Radiated	EN55011	B		
Harmonic current	EN61000-3-2	Class A		
Voltage flicker	EN61000-3-3			

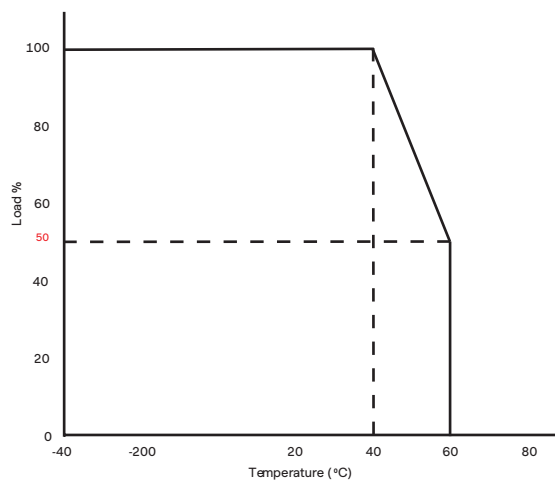
EMC: Immunity

	Standard	Test level	Criteria	Notes/Conditions
ESD	EN61000-4-2	3	A	Contact: 8KV, Air: 15kV
Radiated	EN61000-4-3	3	A	3-28V/m, 80MHz-2700MHz, 1KHz 80% AM modulation
EFT	EN61000-4-4	3	A	2kV 100KHz
Surges	EN61000-4-5	Installation class 3	A	Line to Neutral 1kV both at 0°, 90°, 180°, 270°
Conducted	EN61000-4-6	3	A	3/6Vrms, 1KHz 80 AM modulation 150KHZ-80MHz
PFMF	EN61000-4-8	4	A	30A/m
Dips and interruptions	EN61000-4-11	100% for 0.5 & 1 cycle, 30% for 25 cycles: 240VAC A,A,A, 100VAC A,A,B, interrupt 250,300 cycles and 30% for 30 cycles: 240VAC B,B,A, 100VAC B,B,B		

Environmental

Parameter	Min	Typical	Max	Unit	Notes/Conditions
Operating temperature	0		60	°C	See derating curve below
Storage temperature	-20		80	°C	
Cooling					Convection cooled
Operating humidity	20		80	% RH	
Storage humidity	10		90	% RH	
MTBF	300			kHrs	As per Telcordia SR-332

Derating curve



30th January 2024