

## GDM250 SERIES



250W EXTERNAL

DIMENSIONS:



C18 - 6.82 x 2.63 x 1.26" (173 x 67 x 32mm)  
C14 - 6.82 x 2.63 x 1.26" (173 x 67 x 32mm)



COMPACT SIZE

CLASS I OR II

2 x MOPP

EN55011 LEVEL B

CONNECTOR  
CUSTOMISATION

UP TO 95% EFFICIENT

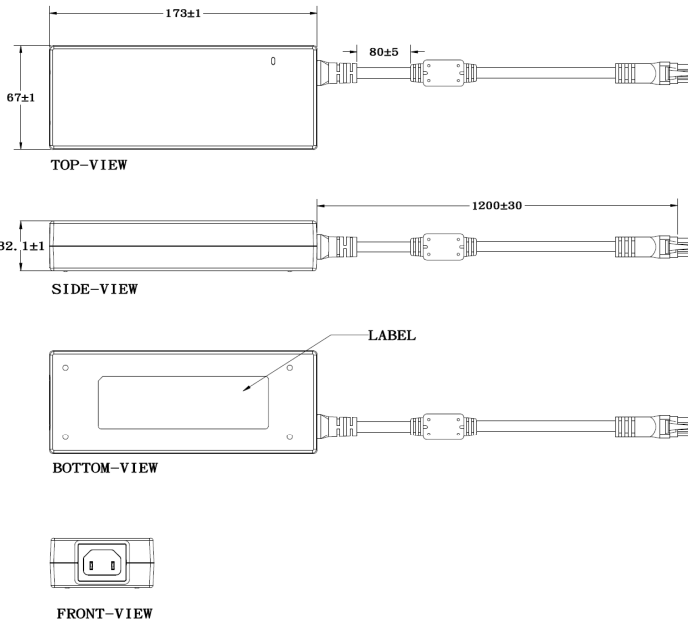
### Part numbers

GDM	250	12	-	C18
Series	Power (W)	Output voltage		Options
		12 = 12VDC 19 = 19VDC 24 = 24VDC 48 = 48VDC 56 = 56VDC		-C14 inlet -C18 inlet

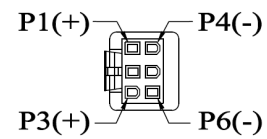
### Key specifications

Input range	Safety certification	Efficiency	Environmental performance
90-264VAC	UL/IEC/EN 60601-1	<95%	Operational: -20 to 60/70°C

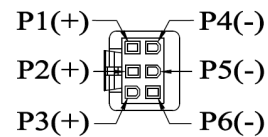
### Mechanical



For 19V - 56V



For 12V



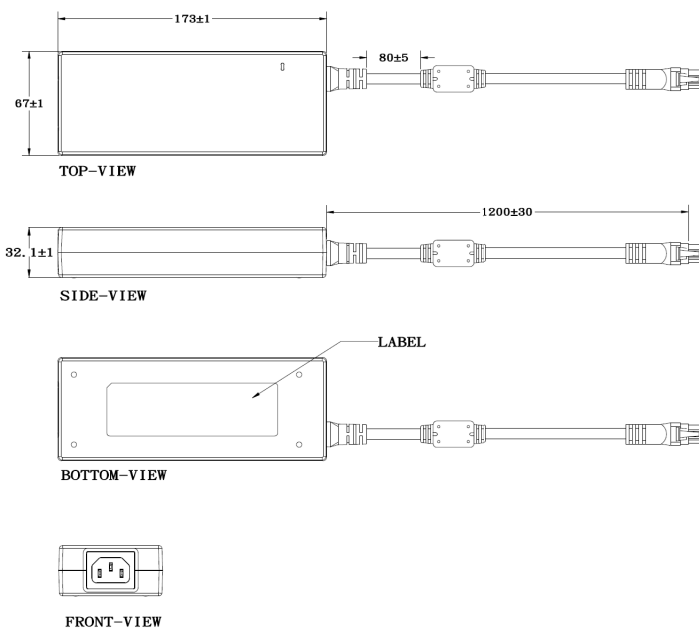
For UK/ US/ EU mains power cable please order UK-C18, US-C18 or EU-C18 separately

#### Notes

1. All dimensions in mm
2. Output connector : Molex 6pin Mini-fit 4.2mm, mates with 26013116
3. AWG16 6C for 12V, AWG16 4C for 19-24V, AWG18 4 Core for 48 & 56V

**Weight**

730g





### Models & Ratings

Model Number <sup>(1)</sup>	Output Power	Output voltage	Output current
GDM25012-C18	228W	12V	19.0A
GDM25019-C18	250W	19V	13.2A
GDM25024-C18	250W	24V	10.4A
GDM25048-C18	250W	48V	5.2A
GDM25056-C18	250W	56V	4.48A

1. For C14 version change -C18 for -C14
2. Alternative output connectors available for production quantities. Contact sales for details.
3. For UK/ US/ EU mains power cable please order UK-C18, US-C18 or EU-C18 separately.



### Input

Parameter	Min	Typical	Max	Unit	Notes/Conditions
Input voltage	90		264	VAC	Derate from 100% at 100VAC to 90% at 90VAC. See derating curve on page 5
Input frequency	47		63	Hz	
Power factor					EN61000-3-2 class A compliant
Input current (rms)	1.1		3.3	A	
Inrush current			120	A	High line. Full load, 25°C cool start, Vin=230VAC
No load input power			0.21	W	230VAC



### Output

Parameter	Min	Typical	Max	Unit	Notes/Conditions
Output voltage	12		56	VDC	±5% accuracy
Total regulation			±5	%	
Minimum load	0			%	
Transient response		0.5		mS	50% load change
Ripple & noise		1		%Pk-Pk	All models measured with 10uF and 0.1uf capacitor. 20 MHz bandwidth.
Hold up time	10			mS	At full load
Leakage current			0.25	mA	

### Protections

Parameter	Min	Typical	Max	Unit	Notes/Conditions
Overload	170		180	%	Automatic recovery
Short circuit					Automatic recovery
Over voltage protection			150	%	Latch off reset

### Safety

Parameter	Min	Typical	Max	Unit	Notes/Conditions
Safety standards	UL/IEC/EN 60601-1				
Isolation	Input to Output: 4000			VAC	For 1 minute, 2 x MOPP, Input to Ground 1770VAC
Insulation resistance		10		MOhm	500Vdc input to output
Power density			11.1	W/In3	

### EMC: Emissions

	Standard	Test level	Criteria	Notes/Conditions
Conducted	EN55011	B		
Radiated	EN55011	B		
Harmonic current	EN61000-3-2	Class A		
Voltage flicker	EN61000-3-3			

### EMC: Immunity

	Standard	Test level	Criteria	Notes/Conditions
ESD	EN61000-4-2	4	A	Contact: 8kV, Air: 15kV
Radiated	EN61000-4-3	3	A	10V/m
EFT	EN61000-4-4	3	A	2kV
Surges	EN61000-4-5	Installation class 3	A	Line to Neutral 1kV, Line/Neutral to PE 2kV
Conducted	EN61000-4-6	3	A	3/6Vrms
PFMF	EN61000-4-8	4	A	30A/m
Dips and interruptions	EN61000-4-11			

### Environmental

Parameter	Min	Typical	Max	Unit	Notes/Conditions
Operating temperature	-20		60/70	°C	See derating curve below
Storage temperature	-20		80	°C	
Cooling					Convection cooled
Operating humidity	20		80	% RH	
Storage humidity	10		90	% RH	
MTBF	300			kHrs	As per Telcordia SR-332

