

EHF170 SERIES



170W EXTERNAL

DIMENSIONS:



6.03 x 2.76 x 1.38" (153 x 70 x 35mm)



200W 3 SEC PEAK

EN61558-2-16

-20 to 60°C
OPERATION

CLASS I or II

EN55014-1/2

IP41

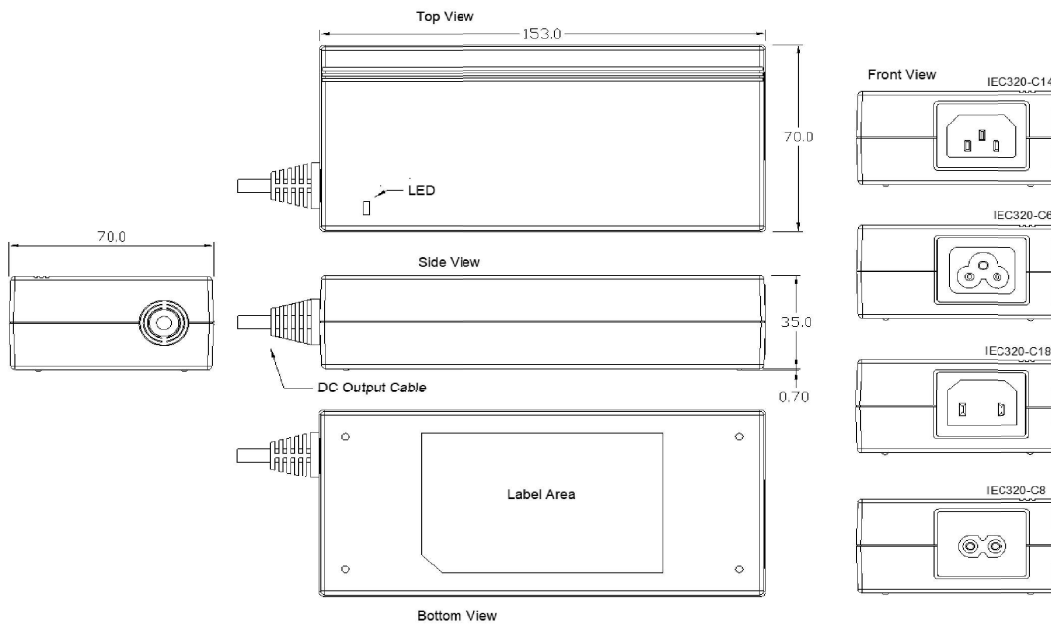
Part numbers

EHF	170	12	-	C14
Series	Power (W)	Output voltage		Options
		12 = 12VDC 19 = 19VDC 24 = 24VDC 36 = 36VDC 48 = 48VDC		-C6 -C8 -C14 -C18

Key specifications

Input range	Safety certification	Efficiency	Environmental performance
90-264VAC	UL/IEC/EN 62368-1 IEC/EN 61558-2-16 (Class II) IEC/EN 61558-1 (Class II)	<92% DoE Level VII	Operational: -20 to 60°C

Mechanical



For UK/ US/ EU mains power cable please order UK-C14, US-C14 or EU-C14 separately

Notes

1. All dimensions in mm
2. 12-19V AWM 11353 # 14 AWG / 1C + shielding (16 AWG+1 for other voltages), UL 80°C 300V VW-1, 1000mm

Weight

570g

Models & Ratings

Model number ⁽¹⁾	Output power	Output voltage	Output current	Peak power	Max capacitive load	Ripple and noise ⁽²⁾
EHF17012-C14	160W	12V	13.34A	200W	20000uF	120mV
EHF17019-C14	170W	19V	8.95A	200W	13000uF	150mV
EHF17024-C14	170W	24V	7.08A	200W	11000uF	200mV
EHF17036-C14	170W	36V	4.72A	200W	6000uF	200mV
EHF17048-C14	170W	48V	3.54A	200W	3800uF	200mV

1. -C6 or -C8 (class II) IEC inlet also available on request.
2. Measured with 20Mhz 47uF electrolytic and 0.1uf ceramic

2. Alternative output connectors available for production quantities. Contact sales for details.
3. For UK/ US/ EU mains power cable please order UK-C14, US-C14 or EU-C14 separately.

Input

Parameter	Min	Typical	Max	Unit	Notes/Conditions
Input voltage	90		264	VAC	100-240VAC nominal. See derating curve on page 5
Input frequency	47		63	Hz	
Power factor			0.95		EN61000-3-2 class A compliant
Input current (rms)	1		2.2	A	230VAC/115VAC
Inrush current	50		100	A	Full load, 25°C cool start, 100A at 230VAC 50A at 115VAC
No load input power			0.15	W	230VAC

Output

Parameter	Min	Typical	Max	Unit	Notes/Conditions
Output voltage	12		48	VDC	±5% accuracy
Total regulation		±5%		%	
Minimum load	0			%	
Hold up time		20		mS	At 80% load
Ripple & noise	120		200	%Pk-Pk	All models measured with 10uF and 0.1uf capacitor. 20 MHz bandwidth. See table above

Protections

Parameter	Notes/Conditions
Overload	Automatic recovery
Short circuit	Automatic recovery
Over voltage protection	Latch off reset
Temperature	Automatic recovery

Safety

Parameter	Min	Typical	Max	Unit	Notes/Conditions
Safety standards	UL/IEC/EN 62368-1, EN/IEC 61558-2-16, EN/IEC 61558-1				
Isolation	Input to Output: 3000, Input to Ground: 1500			VAC	For 1 minute

EMC: Emissions

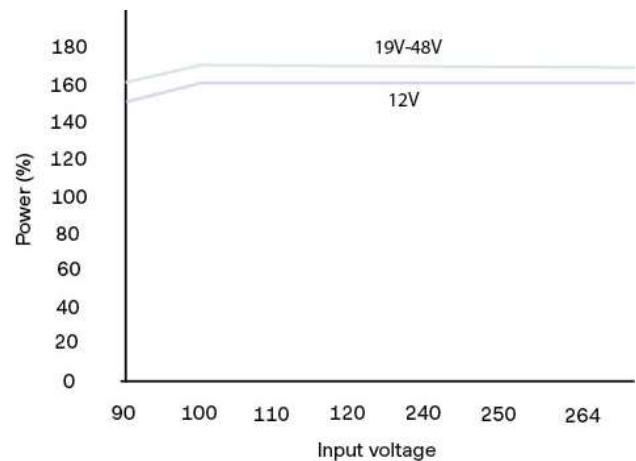
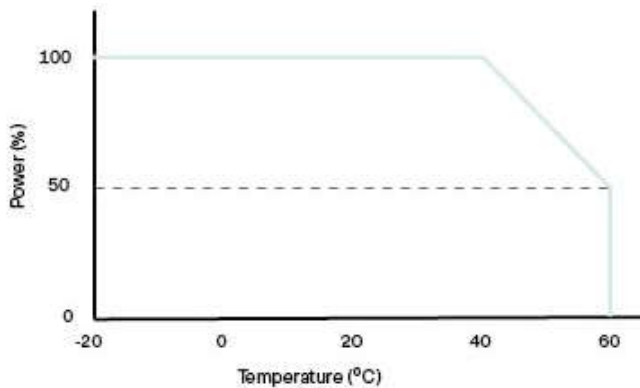
	Standard	Notes/Conditions
Conducted	EN55014-1	ICES-003, FCC 47 CISPR 14-1
Radiated	EN55014-1	
Harmonic current	EN61000-3-2	Class A
Voltage flicker	EN61000-3-3	

EMC: Immunity

	Standard	Test level	Criteria	Notes/Conditions
ESD	EN61000-4-2	2/3	A	Contact: 4kV, Air: 8kV
Radiated	EN61000-4-3	2	A	3V/m
EFT	EN61000-4-4	3	A	±1kV
Surges	EN61000-4-5	Installation class 2	A	Line to Neutral 1kV, Line/Neutral to PE 2kV
Conducted	EN61000-4-6	2	A	3Vrms
Dips and interruptions	EN61000-4-11	100% interruption 0.5 cyc, 60% reduction 10 cyc, 30% reduction 25 periods. Perf criteria: A,B,A		

Environmental

Parameter	Min	Typical	Max	Unit	Notes/Conditions
Operating temperature	-20		60	°C	See derating curve below
Storage temperature	-20		85	°C	
Cooling					Convection cooled
Operating humidity	10		95	% RH	
Storage humidity	0		95	% RH	
MTBF	300			kHrs	As per Telcordia SR-332
Altitude	2000		5000	m	61558-1 / 62368-1 respectively



2nd September 2024